

Dimension: 84 × 58 × 38mm

Features:

- 170 ~ 264VAC input range
- Small volume, low weight, high efficiency
- Protections : short circuit/over load
- Cooling by free air convection
- LED indicator for power on
- 100% full load burn-in test
- 2 Years warranty



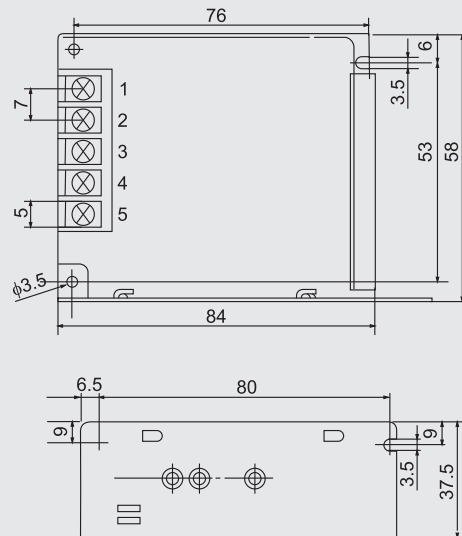
SPECIFICATION

Model		HS-15-5	HS-15-12	HS-15-24
Output	DC voltage	5V	12V	24V
	Voltage tolerance	± 1%	± 1%	± 1%
	Rated current	3A	1.3A	0.7A
	Current range	0 ~ 3A	0 ~ 1.3A	0 ~ 0.7A
	Rated power	15W	15.6W	16.8W
	Ripple&noise	80mVp-p	120mVp-p	150mVp-p
	DC voltage ADJ. range	-9% ~ +10%	± 10%	± 10%
	Setup, rise, hold up time	200ms,50ms,20ms/230VAC		
Input	Voltage range	170 ~ 264VAC 47 ~ 63Hz, 235 ~ 373VDC		
	AC current	0.25A/230VAC		
	Efficiency	76%	78%	80%
	Inrush current	Cold start30A/230VAC		
	leakage current	< 0.5mA/240VAC		
Protection	Overload	Rated output power115% ~ 150%Start overload protection		
		Protection type : part layer type current limit , auto-recovery after fault condition is removed		
Environment	Working temp, humidity	-10°C ~ +60°C;20% ~ 90%RH(Please refer to “derating curve”)		
	Storage temp, humidity	-20°C ~ +85°C;10% ~ 95%RH Non-condensing		
	Withstand vibration	10 ~ 500Hz, 2G 10min./1Cycle, Period for 60min, Each axes		
Safety	Withstand voltage	I/P-O/P: 1.5KVAC I/P-FG: 1.5KVAC O/P-FG: 0.5KVAC		
	Isolation resistance	I/P-O/P: I/P-FG,O/P-FG: 100M Ohms/500VDC		
Fit standard	Safety standard	Fit UL1012		
	EMC Standard	Fit EN55022, CLASSA		
Others	Weight	0.15kg 84*58*38 (L*W*H)		
	Packing	0.15kg/80pcs/13kg		

Note: 1. All parameters NOT specially mentioned are measured at 230VAC input, rated load and 25°C of ambient temperature.
 2. Ripple & noise are measured at 20MHz of bandwidth by using a 12" twisted pair-wire terminated with a 0.1uf & 47uf parallel capacitor.
 3. Tolerance : includes set up tolerance, line regulation and load regulation.

Mechanical specification

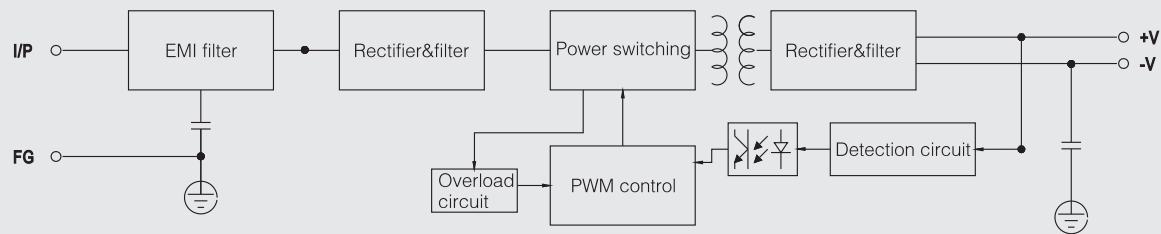
Unit:mm



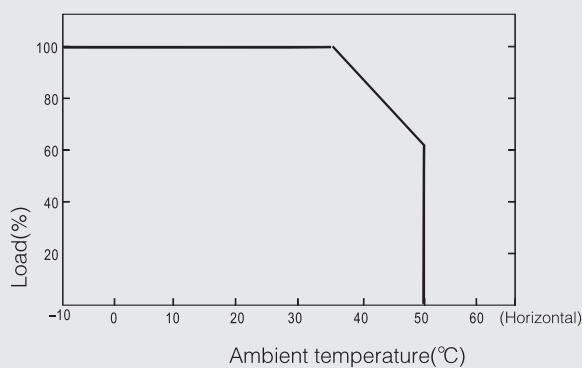
Terminal Pin No. Assignment

Pin No.	Assignment	Pin No.	Assignment
1	AC/L	4	DC OUTPUT -V
2	AC/N	5	DC OUTPUT +V
3	FG \perp		

Block diagram



Derating curve



Static characteristic

